

Technical proposal for JX-PDx-600M3800M-20S Power Divider

◆ High Performance

◆ High Reliability

Revision History

Version	Date	Author	Revision description	Comment
V1.0	2020/05/19	Lin liqun	Created	/

Table of content

Technical proposal for JX-PDx-600M3800M-20S Power Divider	1
1. Mechanical layout.....	2
2. Electrical analysis.....	4

Figures

Figure 1 JX-PD2-600M3800M-20S front panel layout.....	2
Figure 2 JX-PD3-600M3800M-20S front panel layout.....	3
Figure 3 JX-PD4-600M3800M-20S front panel layout.....	3

Tables

Table 1 Mechanical specification	2
Table 2 Electrical specification	4

JING XIN MICROWAVE TECHNOLOGY CO.,LTD

E-mail: sales@cdjx-mw.com Web: <http://www.cdjx-mw.com>

TEL: +86-28-85026087 FAX: +86-28-65026087 ext.8033 Zip Code:610045

Add: No.65,West 1st Wu Ke Road, Wu Hou District, Cheng Du City, Si Chuan Province, China.

1. Mechanical layout

Table 1 Mechanical specification

Dimension	2 ways: 45mm x 36mm x 12mm
	3 ways: 130mm x 50mm x 12mm
	4 ways: 80mm x 66mm x 14mm
Connectors	SMA-Female
Finish	Conductive oxide
Weight	JX-PD2-600M3800M-20S: (44g)
	JX-PD3-600M3800M-20S: (185g)
Notes	Material shall be RoHS 6/6

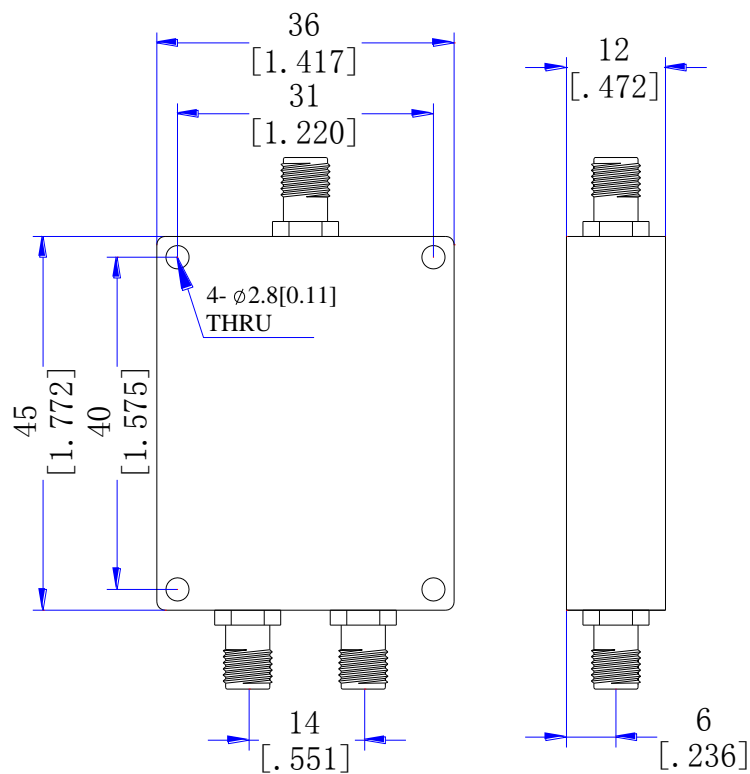


Figure 1 JX-PD2-600M3800M-20S front panel layout

JING XIN MICROWAVE TECHNOLOGY CO.,LTD

E-mail: sales@cdjx-mw.com Web: <http://www.cdjx-mw.com>

TEL: +86-28-85026087 FAX: +86-28-65026087 ext.8033 Zip Code:610045

Add: No.65,West 1st Wu Ke Road, Wu Hou District, Cheng Du City, Si Chuan Province, China.




Figure 2 JX-PD3-600M3800M-20S front panel layout

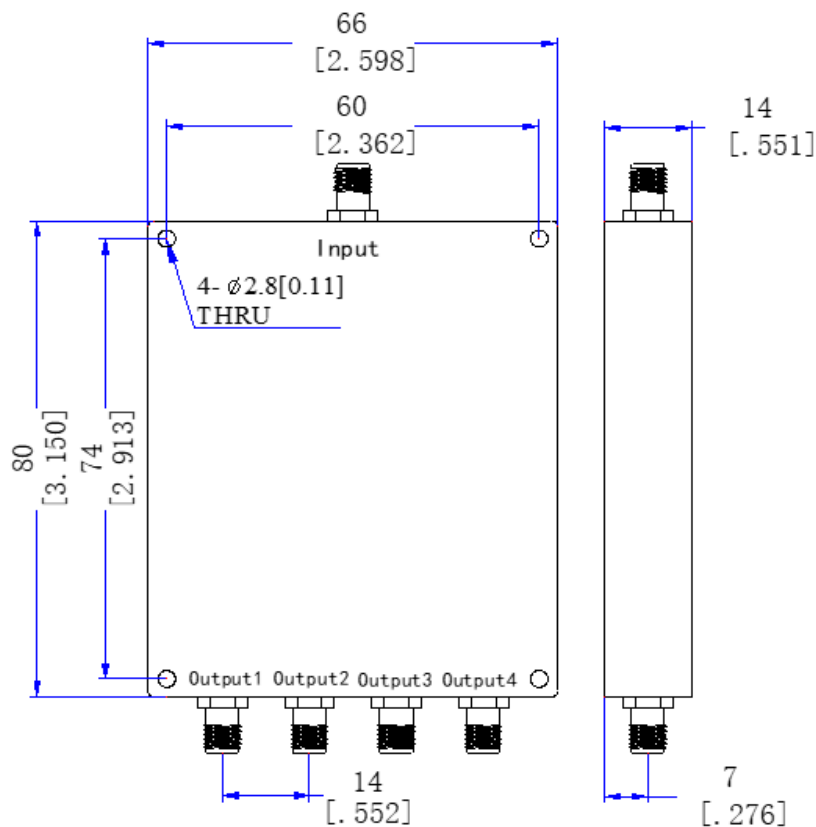


Figure 3 JX-PD4-600M3800M-20S front panel layout

JING XIN MICROWAVE TECHNOLOGY CO.,LTD

E-mail: sales@cdjx-mw.com Web: <http://www.cdjx-mw.com>

TEL: +86-28-85026087 FAX: +86-28-65026087 ext.8033 Zip Code:610045

Add: No.65,West 1st Wu Ke Road, Wu Hou District, Cheng Du City, Si Chuan Province, China.

2. Electrical analysis

Table 2 Electrical specification

Item	Parameter	Specification		
1	Frequency range	600-3800MHz		
2	Model number	JX-PD2-600M3800M-20S	JX-PD3-600M3800M-20S	JX-PD4-600M3800M-20S
3	Insertion loss	≤ 0.8dB	≤ 2.4dB	≤ 1.5dB
4	Split loss	3dB	4.8dB	6dB
5	Input port VSWR	≤1.25 / Typ1.16	≤1.4 / Typ1.24	≤1.35
	Output port VSWR	≤1.20 / Typ1.12	≤1.4 / Typ1.18	≤1.25
6	Isolation	≥20dB	≥20dB / Typ25dB	≥20dB
7	Amplitude balance	±0.2dB	±0.8dB	≤ 0.4dB
8	Phase balance	±3°	±8°	±4°
9	Power	Splitter 30W Combiner 2W	Splitter 20W Combiner 1W	Splitter 20W Combiner 2W
10	Impedance	50Ω		
11	Temperature range	-35°C to +75°C		

JING XIN MICROWAVE TECHNOLOGY CO.,LTD

E-mail: sales@cdjx-mw.com Web: <http://www.cdjx-mw.com>

TEL: +86-28-85026087 FAX: +86-28-65026087 ext.8033 Zip Code:610045

Add: No.65,West 1st Wu Ke Road, Wu Hou District, Cheng Du City, Si Chuan Province, China.